



# Product Specification

# PU tube Wallwasher LED Strip

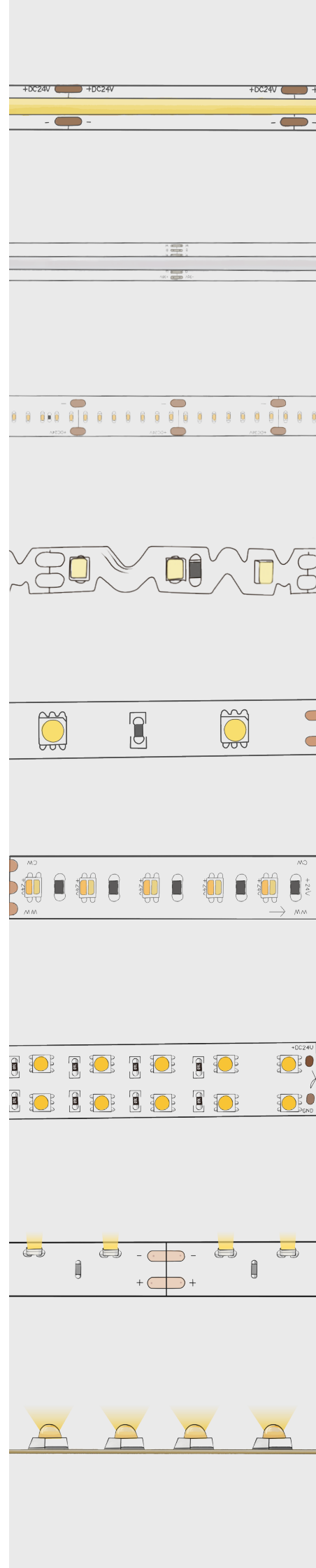


E-mail: [info@mingxue.cn](mailto:info@mingxue.cn)

Tel: +86-755-27637866

Address: 14 Floor,T3 Building, HIPAR technology building,Shiyan Town,  
Bao'an District, Shenzhen,China.

Factory: Building 9 & 10, WanYang park ,baoyong industry road No 8 ,  
west area baoyong industry zone, longjiang town, Shunde District, Foshan city.



## PU tube Wallwasher LED Strip

1-Adopting TPU material, it's resistant to yellowing, high temperature, corrosion, weak acid and alkali, and has great flexibility.

2-PU glue is used for filling and sealing, so that it has strong adhesion, good durability and high reliability.

3-It can replace the traditional hard wall washer light or LED strip. It's small in size, light in weight, flexible and easy to install.

4-Various beam angles (30°, 45°, 30\*45°) are available for different applications.

5-With low voltage DC24V, higher safety factor



## Application



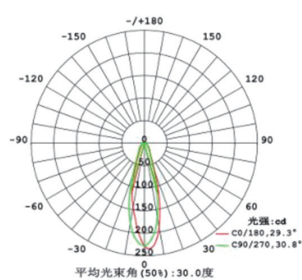
## Technical Spec

Item Code	Voltage	CCT	Power	Ra	Lm/m	Lm/ft	Lm/W	LENS Angle	LED Quantity	Min cut	Max Leg
MF328V042H90-D027B3A18101N	24V	4000K	20W	>90	1600	488	80	30°	42LED	23.81MM	5M
MF328V042H90-D030B3A18101N	24V	4000K	20W	>90	1600	488	80	45°	42LED	23.81MM	5M
MF328V042H90-D040B3A18101N	24V	4000K	20W	>90	1600	488	80	30*45°	42LED	23.81MM	5M
MF328V042H90-D027B3A18101N	24V	4000K	20W	>90	2080	634	104	30°	42LED	166.67MM	5M
MF328V042H90-D030B3A18101N	24V	4000K	20W	>90	2060	628	103	45°	42LED	166.67MM	5M
MF328V042H90-D040B3A18101N	24V	4000K	20W	>90	2000	610	100	30*45°	42LED	166.67MM	5M

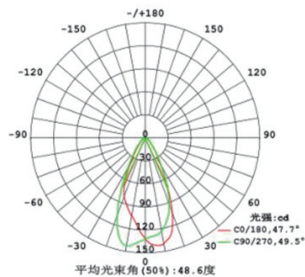
## Electrical Data

LED/set	1LED/7LED	LEDs /m	42LEDs
Input voltage	24V	Working hour	50000h
Power	20W(6W/ft)	Working temperature	-25℃~+45℃
CRI(Ra)	>90	Cutable length(mm)	23.81/166.67MM
Bram angle	30°/45°/30*45°	IP Level	IP65

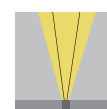
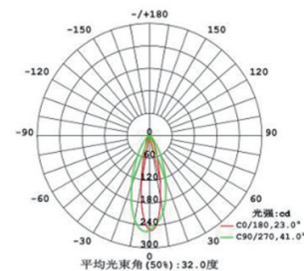
## Light Distribution Curve



Beam Angle 30°



Beam Angle 45°





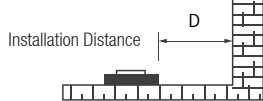


Beam Angle 30\*45°

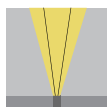

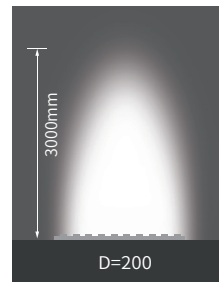


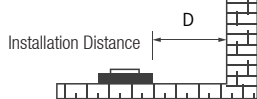
## Installation Distance/Wall Washing Height







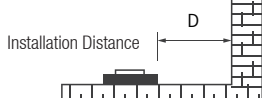
Beam Angle 30°



Beam Angle 45°

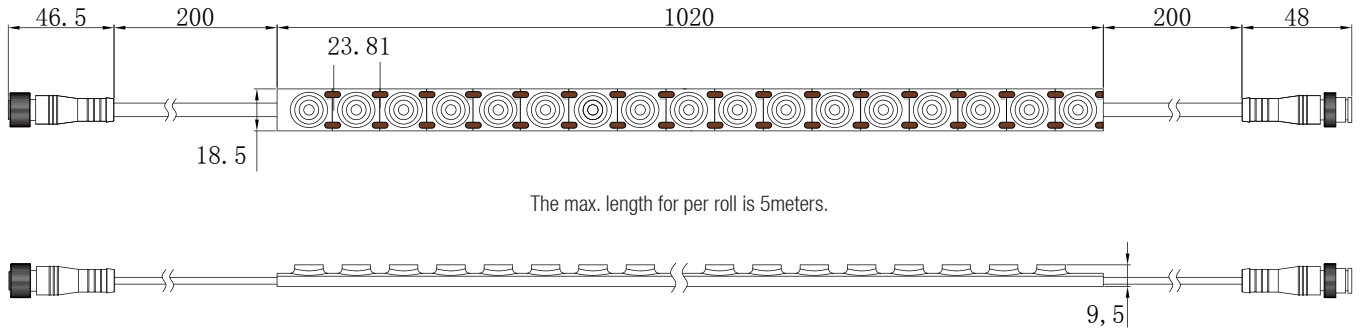


Beam Angle 30°/45°

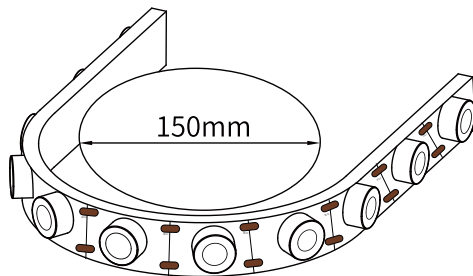




## Product Dimension



## Bending Diameter



## Accessories



3M Tape



Plastic Holding Clips




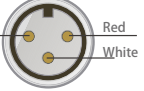
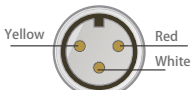

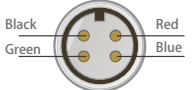





Stainless Steel Mounting Clips















Aluminum Profile

## ELECTRICAL WIRING COLOR CODES

● MONOCOLOR		Red: V+ Black: GND		○ CCT		Red: V+ White: C Yellow: W	
○ SPI		Red: V+ Yellow: DAT White: GND		○ RGB		Black: V+ Red: R Green: G Blue: B	
○ RGBW		Black: V+ Red: R Green: G Blue: B White: W		○ RGBCCT		Black: V+ Red: R Green: G Blue: B White: C Yellow: W	
● DMX		Black: GND White: PI/PO Blue: A Green: B Red: V+					

## Controller

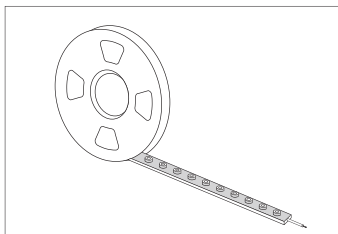
Picture	Item	Model	Spec	Match
	Monochrome remote	MX-03-030472	Output signal:RF(2.4GHz) Working voltage:3VDC(CR2032) Remote control distance:30m Working temperature:Ta:-30°C~+55°C	Use with Monochrome light strip
	Monochrome light controller	MX-03-030322	Input voltage:12-48VDC Output current:15A@12V/24V-10A@36V/48V Output Power:180W@12V-360W@24V 360W@36V-480W@48V Working temperature:Ta:-30°C~+55°C	Use with Monochrome light strip
	CCT remote	MX-03-030466	Output signal:RF(2.4GHz) Working voltage:3VDC(CR2032) Remote control distance:30m Working temperature:Ta:-30°C~+55°C	Use with CCT light
	Color temperature controller	MX-03-030437	Input voltage :12-24VDC Output current :2CH,5A/CH Output Power :2x(120-240)W Working temperature:Ta:-30°C~+55°C	Use with CCT light
	RGB remote	MX-03-030469	Output signal :RF(2.4GHz) Working voltage :3VDC(CR2032) Remote control distance:30m Working temperature:Ta:-30°C~+55°C	Use with RGB light
	RGB Controller	MX-03-030467	Input voltage :12-24VDC Output current :3CH,4A/CH Output Power :144-288W Working temperature:Ta:-30°C~+55°C	Use with RGB light
	RGBW remote	MX-03-030454	output signal:RF(2.4GHz) Working voltage:3VDC(CR2032) Remote control distance:30m Working temperature:-30°C~+55°C	Use with RGBW light
	RGBW Controller	MX-03-030455	Input Voltage:12-24 VDC; Output Current:4A*4CH, Max 6A/CH; 192W/384W (12V/24V)	Use with RGBW light
	MX-03-030475	LTSA512 DMX Master Controller	Input Voltage:5V DC Power Consumption:<2W Connection way:Mini USB Internal Memory:6000 steps@512Chs Output Connector:XLR-3 Transmission Signal:DXM512 PC Software:LTECH LED player	Use with DMX Pixel light
	MX-03-030479	DMX512 to SPI Pixel Decoder	(1)5-24VDC (2)Input Signal:DMX512/RDM+RF 2.4G Output signal:pixel signal (3)Control dots:1024 (4)Compatible with 37 kinds of Driving ICs;Numeric diaplay (5)Reverse Polarity Protection.	Use with SPI Pixel light
	MX-03-030458	SPI Controller	12-24VDC Input signal:RF2.4G,WORK WITH R9 remote Output signal:SPI(TTL) Control dots:1024 Compatible with 45 kinds of Driving ICs Reverse polarity protection	Use with SPI Pixel light
	MX-03-030459	RGB/RGBW SPI remote	Output signal:RF(2.4Hz) Working voltage:3VDC(CR2032) Remote control distance:30m Working temperature:-Ta30°C~+55°C	Use with SPI Pixel light

## Reliability test of light

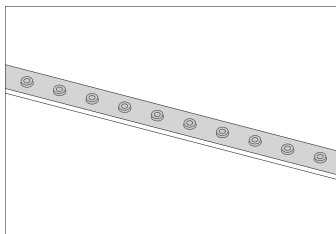
TEST TYPE	TESTING ITEM	TEST STANDARD	DESCRIPTION
PHOTOMETRIC TEST	Spectrum Analysis	LM 79	LM 79(lumen,CCT,CRI,XY,SDCM,wave length)
	Photometric Distribution	LM 79	LM 79(lumen intensity distribution&Lux diagram)
	Lumen Maintenance&Life Time	IES LM 80&IES TM28 GB/T24824-2009	LM 80&IES TM28
ELECTRICAL TEST	EMC Test	EMI & EMS	IEC 61547/GBT 18595 IEC 61000-3-2/GB 17625.1
MECHANICS & PHYSICE TESTING	Bending Test Vertical	Mingxue	Manufacturer-defined,100 cycles 3 times bending with 0.5m/s pulling speed
	Bending Test Horizontal	R2	Manufacturer-defined,100 cycles 3 times bending with 0.5m/s pulling speed
	Wrestling test	Mingxue	COB/CSP 500 / SMD 1000. cycles
	Swing Test	UL2388	UL2388,>750 cycles
	Tensile Test	IEC 60598-1; GB7000.1	Manufacture-defined,>the weight of light in maximum connection length whith both ends feed. With 30Nm if total cross section <0,75 or 60Nm force, pull wire 25 timesduring 1 sec. Mark displacement ≤ 2mm.
	Twist Test	Mingxue	Manufacturer-defined,>200 cycles in 720°
	Curl test	Mingxue	Back and forth 80-100 times
	IK06-08-10	IEC62262	IEC62262 The hammer spring Impact energy 0.7J
	Adhesion test	JB1256-77	3M 4229P hung on 2kg loads >7 hrs
	Drop test	IEC68-2-6	IEC68-2-6,GB/T2423/10/95
	Vibration test	ISTA-1A	bear up to 25,4mm amplitude in 14200 cycles
	Winding Test	IEC 60598-1; IEC 60598-2-21; GB-7000.1	φ 150mm cylinder, 60N pull, winding 10 times at (-25°C ±2°C) , and 10 times after(-15°C ±2°C, 16h).
	Electrical strength	IEC 60598-1; IEC 60598-2-21 GB-7000.1	500V
	Product accessories disassembly test	Mingxue	Product accessories are installed and adapted 5-10 times
ENVIRONMENT TESTING	Heating test	IEC 60598-1: 12.4	Sample to be tested under normal installation Under 1.06 times Rating Voltage After 30 minutes.
	Salt Spray Test	IEC 60068-2-11	5% salt solution concentration,5% salt water,35+/-2C for 72hrs
	High temperature and Humidity impact	IEC 60068-2-78 GB/T 2423.3	60+/-2° C for 168 hrs 60°C, 85%RH ,Test light decay data<3%
	Temperature Shock Test	IIEC60068	Manufacturer-defined,-40°C-60°C(typical temperature ange) 168H
	switch test	GB/T24824-2009	30s On, 30s Off, 15000 times;on/off every 30S, > 15000 cycles
	Lifetime aging test	Mingxue	Normal temperature 25°C
	Constant Temperature Test	Mingxue	Manufacturer-defined,60°C to -40° ( typical temperature )
	Cold Bend Test	IEC 60598-1; IEC 60598-2-21 GB-7000.1	wound on mandrel,low-temperature (-15°C ±2°C, 16h), around the mandrel for two turns
	Cold Impact test	IEC 60598-1; IEC 60598-2-21 GB-7000.1	Low-temperature (-15°C ±5°C, 16h), hammer falls from a height of 100mm.
	UV Exposure Test	ASTMG154-06	ASTMG 154,ISO 4892-3, UVA@340nm ASTMG154-06, UVA-340 0.68W/m2 for 500 hrs
	IPX5 IPX6 IPX7 IPX8	IEC 60598-1; IEC 60598-2-21 GB-7000.1	IEC60529 IPX5/X6/ IPX7/X8

## Cautions

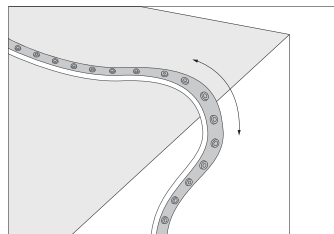
### Correct operation



During the installation process, the LED wall washer is taken out from the reel naturally and keep it as straight as possible.

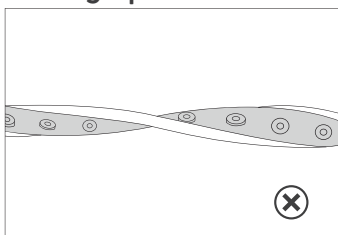


The LED wall washer should be kept vertical or horizontal during the installation process.

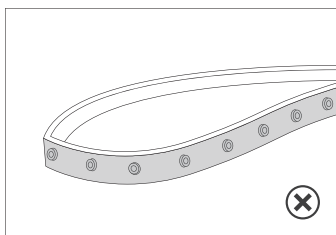


When LED wall washer meets the corner during the installation process, the LED wall washer must be kept facing up and the back facing down, maintaining a certain bending arc,  $\Phi \geq 150\text{mm}$ .

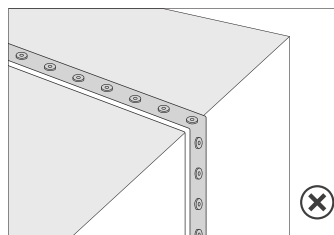
### Wrong operation



Do not twist the LED wall washer during the installation process.



Do not fold the LED wall washer in half or bend it at a small angle during the installation.



When the LED wall washer meets the corner during the installation process, the LED wall washer must be kept facing up and the back down, and it cannot be bent at right angles.

## Safety Information

### Application notes for led flexible strip

In order to drive LED flexible strip lights safely, it is absolutely necessary to operate them with an electronically stabilised power supply protecting against short circuits, overload and overheating.

To also ease the luminaire/installation approval, electronic control gear, power supply and all electronic accessories for LED or LED modules should carry "CE, or UL" mark and meet the latest safety standard.

- Please use 24VDC isolated power supply to drive the led strip, and the constant voltage source ripple less than 5%. Can't step-down the power by resistance-capacitance and non-isolated power supply driver led strip, etc.
- To ensure the longevity and reliability of the strips, please do not bend the arc diameter 60mm or less, do not fold to avoid damaging the lamp beads or broken.
- To ensure the life and environment of lights, in the use of force can not pull the power cord to avoid damage to prohibit collision LED lights.
- During the installation of positive and negative attention to the power cord, do not pick the wrong voltage power supply and the product are the same, so as to avoid damage to the product.
- LED lights should be stored in dry sealed environment, the proposed storage period should not be too long before using unpacking, the working temperature:  $-20 \sim +45$ , Storage temperature:  $-0 \sim +60$ , not waterproof lights band indoor use, relative humidity not higher than 70%.
- In practical applications, the power supply should leave 20% margin (recommend using only 80% of the power) in order to ensure a sufficient amount of voltage drive products
- Do not use any acidic, alkaline adhesive securement products (including not limited to glass, plastic, etc.)